




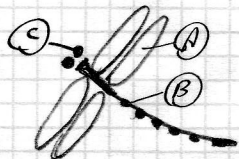


DESIGN ELEMENT	CHUNKY (1)	POWDER (2)	ADDITIVES & ACCENTS
<p><u>TURTLE</u></p>  <p>AZURITE or BLACK FIN TIPS, ETC.</p>	MALACHITE	MALACHITE	AZURITE POWDER (1) or BLACK POWDER (2) or MALACHITE POWDER & METAL DUST (2)
<p><u>FISH</u></p> 	ABALONE CHIPS (2)	AZURITE (1)	BLACK EYES, SILVER METAL DUST
<p><u>AUTUMN LEAVES</u></p>  <p>RANDOM MIX OF CHUNKY AND POWDER + ADDITIVES</p>	RED DOLOMITE or (1) RED INLACE NUGGETS (2)	RED POWDER FROM CHUNKY PLUS FINE CALCITE CHIPS & GOLD LEAF	METAL DUST (RED, SILVER or GOLD)
<p><u>BLOSSOMS</u></p>  <p>MIX OF CHUNKY AND POWDER - USE PINK/WHITE OR WHITE/RED or WHATEVER</p>	RED + WHITE DOLOMITE (1) or INLACE WITH CALCITE CHIPS	CRUSH CHUNKY ALL TOGETHER IN COFFEE BEAN GRINDER AND USE IT ALL TOGETHER	ADD METAL DUST or OTHER ADDITIVE

(1) BUY MINERALS AT GREAT SOUTH GEMS AND MINERALS AND CRUSH AS REQUIRED TO FIT EASILY IN CARVED RECESS.

(2) BUY INLACE POWDER AT CRAFT SUPPLIES OR ELSEWHERE OR USE EARTH PIGMENTS (LEE VALLEY), CRUSHED MINERAL POWDER, OR PEARL-EX. DON'T USE JEWELRY ENAMEL (POWDERED GLASS).

DESIGN ELEMENT	CHUNKY	POWDER	ADDITIVES / ACCENTS
<p><u>FERNS + GRASSES</u></p>  <p>JUST A LITTLE RED POWDER OR BLACK POWDER FOR SHADOW</p>	<p>MALACHITE or TEAL INLAY WITH GREEN CALCITE CHIPS</p>	<p>MALACHITE POWDER</p>	<p>METAL DUST</p>
<p><u>DRAGONFLY</u></p> 	<p>(A) CLEAR CALCITE (B) AZURITE (C) BLACK INLAY or BIOTITE</p>	<p>(A) GOLD PEARL-EX or GOLD METAL DUST AND CLEAR CALCITE POWDER " "</p>	<p>SILVER METAL DUST</p>
<p><u>BRANCH / TREE</u></p>	<p>GREEN CALCITE</p>	<p>GREEN CALCITE AND BLACK POWDER</p>	<p>METAL DUST or PEARL-EX</p>
<p><u>SNOW</u></p>	<p>WHITE INLAY or WHITE DOLOMITE or HOWLITE</p>	<p>PINCH OF AZURITE AND CLEAR CALCITE POWDER (USE ABOUT 1/2 AS MUCH AS WHITE CHUNKY STUFF)</p>	<p>BLUE AND/OR SILVER METAL DUST or PEARL-EX FOR "FROSTY" EFFECT</p>